


8550

BON SECOURS
MEMORIAL COLLEGE OF NURSING



Memorial College of Nursing

FACT BOOK

8550 Magellan Parkway Suite 1100 Richmond, VA 23227

AGE
CLASS SIZE
RETENTION
GENDER
NCLEX
COHORT
INFORMATION
RATES
PRE-LICENSURE
ENROLLMENT
ETHNICITY
GRADUATION
STATUS
POST-LICENSURE
TRACK

DEMOGRAPHICS

**BON SECOURS MEMORIAL
COLLEGE OF NURSING**





OUR **MISSION**

The mission of the Bon Secours Memorial College of Nursing is to foster holistic lifelong learning through innovative career education designed to cultivate servant leaders who are passionate about bringing people and communities to health and wholeness.

OUR **VISION**

We will be the College of choice for those who consider caring to be a calling and a ministry inclusive of the needs of all people.

ABOUT THE **FACT BOOK**

The fact book is a reference resource that is generated annually each summer in an effort to provide BSMCON's stakeholders with relevant institutional data. Although the information contained herein was compiled by the Office of Institutional Effectiveness, several other BSMCON units/offices/committees contributed to this edition, including the Registrar's office, the Marketing Office, the Administrative Cabinet, the Institutional effectiveness Committee, and the Nursing Program Improvement Committee. The data reflected in this fact book are accurate as of the BSMCON Summer 2016 Census (June 2016).

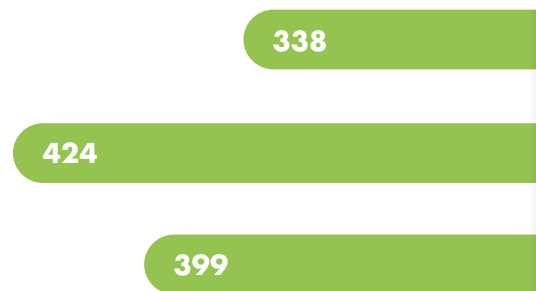


BSMCON THREE-YEAR ENROLLMENT DEMOGRAPHICS

PROFILE 01
PRE-LICENSE
 Traditional Bachelor
 of Science in Nursing



PROFILE 02
POST-LICENSE
 Online RN-BSN Bachelor of
 Science in Nursing (for Registered Nurses)

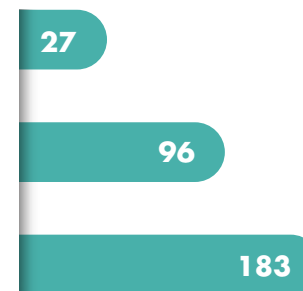


TRACK

2012-2013
TOTAL 365

2013-2014
TOTAL 520

2014-2015
TOTAL 582



STATUS

		2012-2013	2013-2014	2014-2015
PRE-LICENSE	Full-time	208	244	243
	Part-time	130	180	156
POST-LICENSE	Full-time	16	44	64
	Part-time	11	52	119
TOTAL		365	520	582

BSMCON THREE-YEAR ENROLLMENT DEMOGRAPHICS

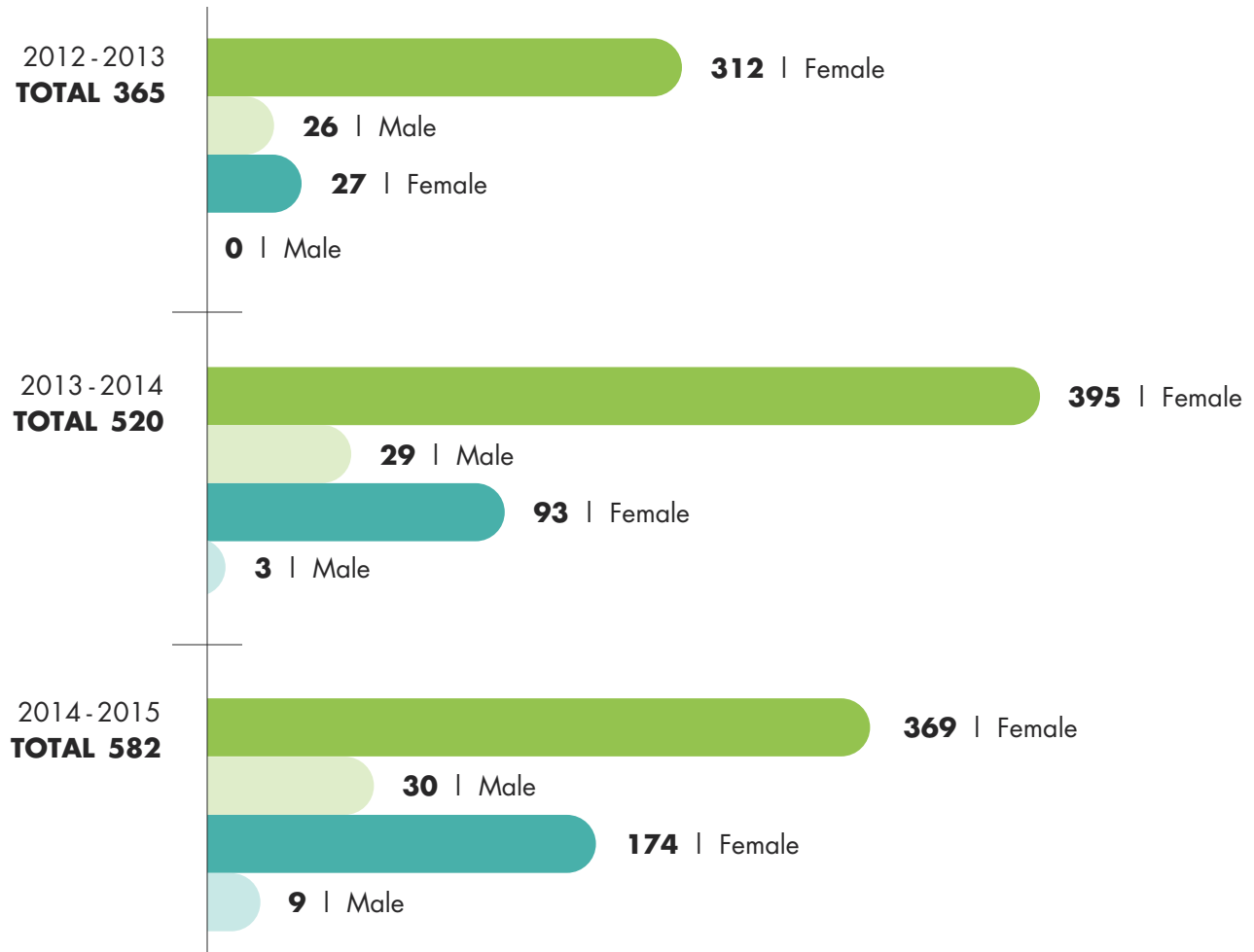
PROFILE 01
PRE-LICENSURE
 Traditional Bachelor
 of Science in Nursing



PROFILE 02
POST-LICENSURE
 Online RN-BSN Bachelor of
 Science in Nursing (for Registered Nurses)



GENDER



BSMCON THREE-YEAR ENROLLMENT DEMOGRAPHICS

AGE

	Age	2012-2013	2013-2014	2014-2015
PRE-LICENSURE	18-24	36	75	93
	25-39	264	299	267
	Over 40	38	50	39
PRE-LICENSURE	25-39	19	60	101
	Over 40	8	36	82
TOTAL		365	520	582

ETHNICITY

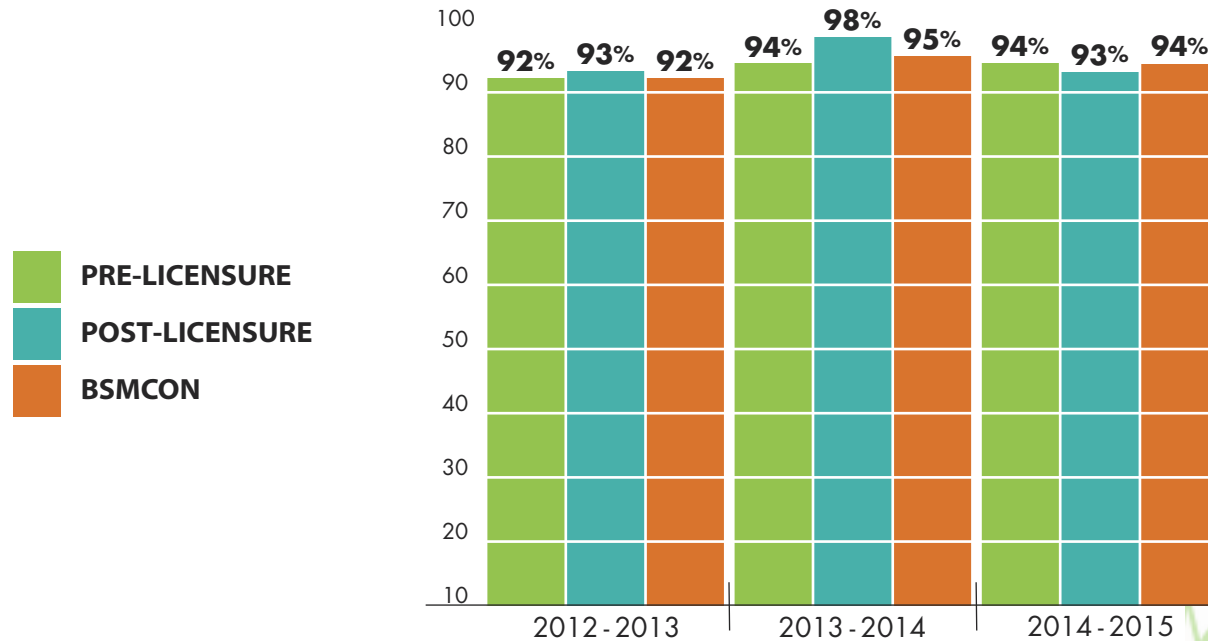
		2012-2013	2013-2014	2014-2015
PRE-LICENSURE	American Indian Alaskan Native	2	2	1
	Asian	11	17	18
	Black/African American	30	41	43
	Hispanic/Latino	11	16	15
	Pacific Islander Native Hawaiian	1	1	1
	Race & Ethnicity Unknown	0	0	2
	Two or More Races	8	13	13
	White	275	334	306
POST-LICENSURE	American Indian Alaskan Native	1	3	3
	Asian	1	3	6
	Black/African American	3	9	19
	Hispanic/Latino	0	2	3
	Race & Ethnicity Unknown	2	19	27
	Two or More Races	0	0	5
	White	20	50	120
TOTAL		365	520	582



BSMCON 2015 - 2016 CLASS SIZE INFORMATION

TRACK	Under 40	Under 30	Under 20	Under 10	Avg Class Size
PRE-LICENSURE	100%	81%	56%	40%	18
POST-LICENSURE	98%	98%	91%	45%	12
GENERAL EDUCATION	100%	99%	98%	73%	6

BSMCON THREE-YEAR RETENTION



The retention rate in the table represents the percentage of students who are retained in the program during the identified academic year (July 1 through June 30).


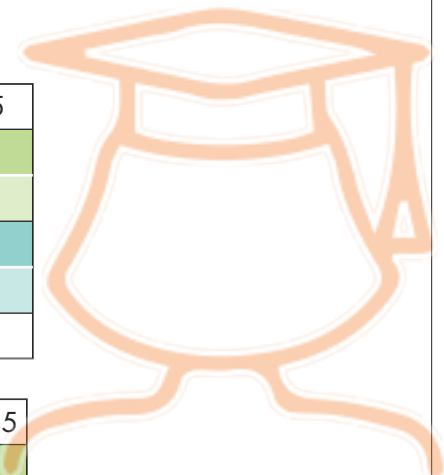
BSMCON THREE-YEAR GRADUATION DEMOGRAPHICS

GENDER

		2012 - 2013	2013 - 2014	2014 - 2015
PRE-LICENSURE	Female	23	59	68
	Male	3	4	5
POST-LICENSURE	Female	5	12	39
	Male	0	0	1
TOTAL		31	75	113

ETHNICITY

		2012 - 2013	2013 - 2014	2014 - 2015
PRE-LICENSURE	American Indian Alaskan Native	0	1	0
	Asian	1	2	2
	Black/African American	3	2	8
	Hispanic/Latino	0	2	4
	Pacific Islander Native Hawaiian	0	0	0
	Race & Ethnicity Unknown	0	0	0
	Two or More Races	2	1	2
	White	20	55	57
POST-LICENSURE	American Indian Alaskan Native	0	1	0
	Asian	0	0	2
	Black/African American	1	2	3
	Hispanic/Latino	0	0	0
	Race & Ethnicity Unknown	0	0	9
	Two or More Races	0	0	0
	White	4	9	26
	TOTAL	31	75	113



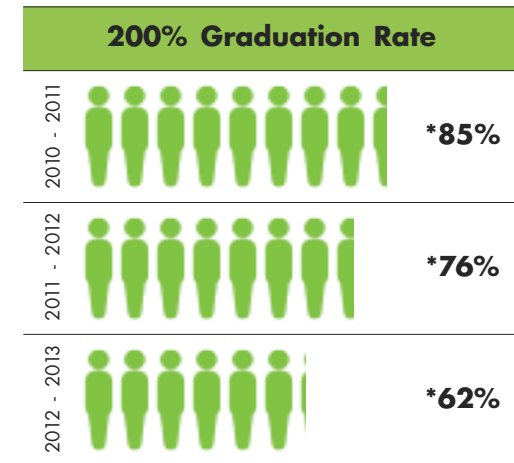
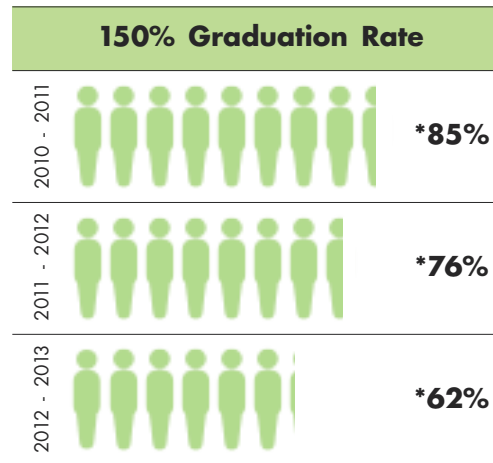
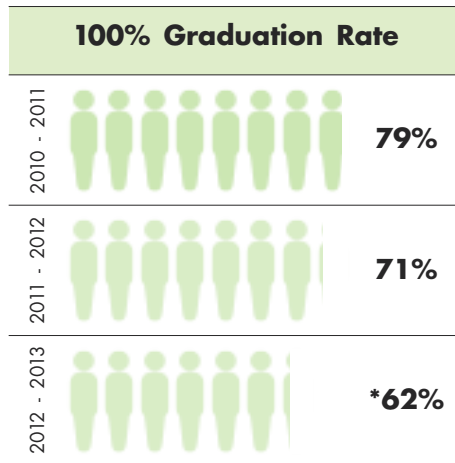
BSMCON THREE-YEAR 100%, 150% & 200% PRE-LICENSURE GRADUATION RATES

PROFILE 01 PRE-LICENSURE Traditional Bachelor of Science in Nursing

* Denotes the fact that the percentage is provided even though one or more BSMCON cohorts within the selected academic year have not reached the required time frame. For example, none of the pre-licensure cohorts has reached the 16 semesters required to count as 200% of normal time.

Graduation rates in the tables below are defined as follows (all semester counts exclude summer):

- 100% or on-time graduation rate is graduation within 8 semesters for pre-licensure students and within 4 semesters for post-licensure students
- 150% graduation rate is graduation within 12 semesters for pre-licensure students and within 6 semesters for post-licensure students.
- 200% graduation rate is graduation within 16 semesters for pre-licensure students and within 8 semesters for post-licensure students.



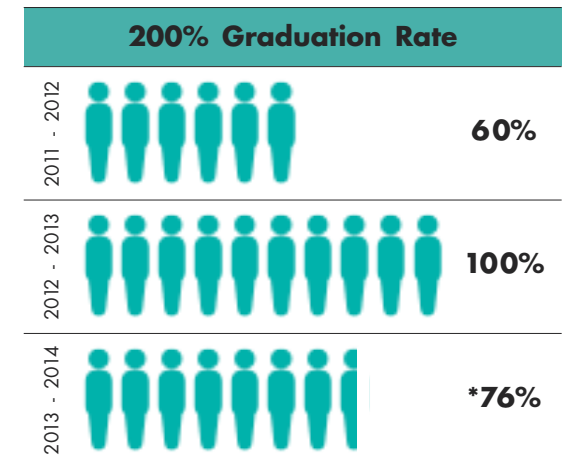
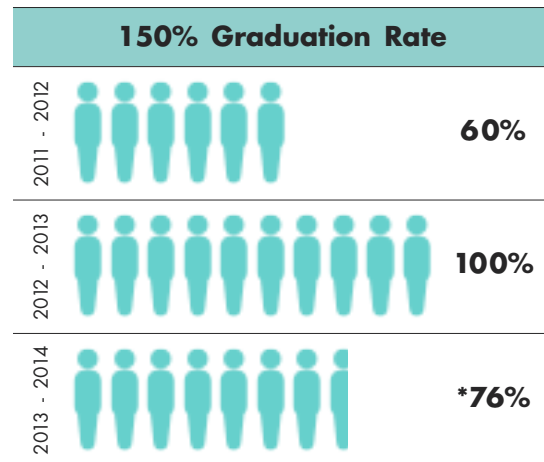
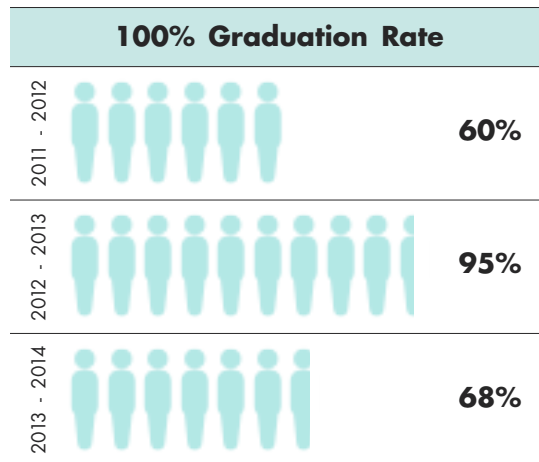
BSMCON THREE-YEAR 100%, 150% & 200% POST-LICENSURE GRADUATION RATES

PROFILE 02 POST-LICENSURE Traditional Bachelor of Science in Nursing

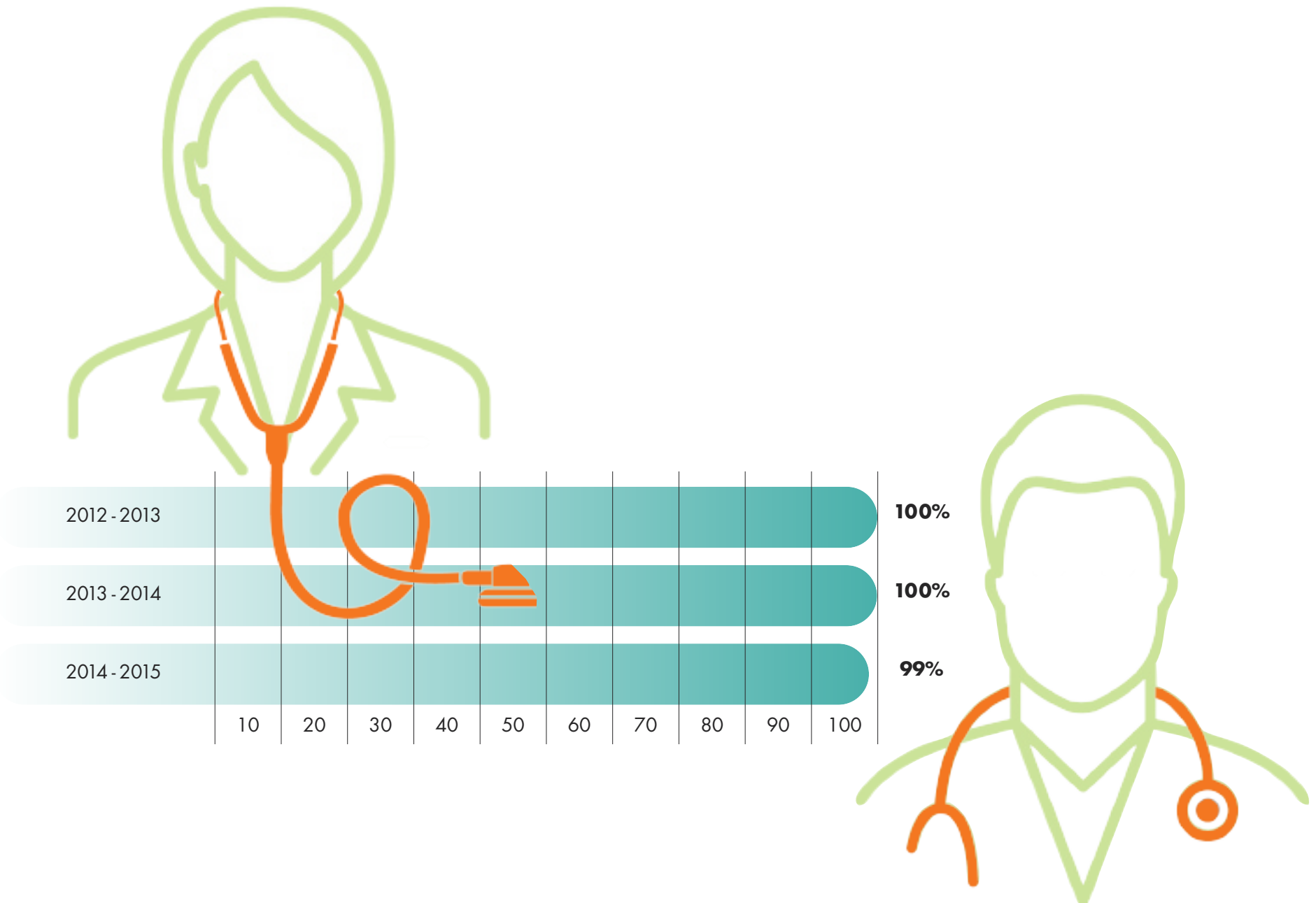
* Denotes the fact that the percentage is provided even though one or more BSMCON cohorts within the selected academic year have not reached the required time frame. For example, none of the pre-licensure cohorts has reached the 16 semesters required to count as 200% of normal time.

Graduation rates in the tables below are defined as follows (all semester counts exclude summer):

- 100% or on-time graduation rate is graduation within 8 semesters for pre-licensure students and within 4 semesters for post-licensure students
- 150% graduation rate is graduation within 12 semesters for pre-licensure students and within 6 semesters for post-licensure students.
- 200% graduation rate is graduation within 16 semesters for pre-licensure students and within 8 semesters for post-licensure students.



BSMCON THREE-YEAR NCLEX PASS RATES



BSMCON THREE-YEAR COHORT DEFAULT RATES



Cohort Default Rates Source: NCES College Navigator



FACT BOOK

OFFICE OF INSTITUTIONAL EFFECTIVENESS
www.bsmcon.edu | 804.627.5300