

FACTBOOK

2019 | 2020





VISION

We will be the College of choice for those who consider caring to be a calling and a ministry inclusive of the needs of all people.



MISSION

The mission of the Bon Secours Memorial College of Nursing is to foster holistic lifelong learning through innovative career education designed to cultivate servant leaders who are passionate about bringing people and communities to health and wholeness.



GOALS

CARING

Provide a framework for positively impacting society through culturally sensitive service to the global community.

LEARNING

Foster an environment designed to engage the learner in the development of critical and creative consciousness.

TRANSFORMING

Liberate the potential of the College community by expanding individual and collective capabilities with respect to knowledge, discernment, and growth.





VALUES

As a higher education institution, we commit that our mission, vision, and strategic direction are framed within these value statements:

COMPASSION

intentional engagement in caring practices that embodies a culture of respect, integrity, and justice

QUALITY

commitment to education excellence that promotes lifelong intellectual, ethical, and spiritual growth

SERVICE

cultivation of an attentive spirit that seeks to empower others in the co-creation of a just and caring world



HISTORY

The College's rich history dates back to the formation of Richmond Memorial Hospital in 1957. The hospital was built to memorialize the Richmond community's World War II victims and to provide a general hospital that served people of all races and backgrounds, regardless of their ability to pay. Richmond Memorial Hospital's School of Nursing opened in 1961 to serve as a source of nurses for the hospital and to raise the level of health care in the community. In 1993, a replacement hospital for Richmond Memorial was planned in collaboration with Bon Secours. The new hospital, Bon Secours Memorial Regional Medical Center, opened in 1998. The school was renamed the Bon Secours Memorial School of Nursing.

The College graduated the last diploma class in May 2012. During its 51 years of operation, the diploma program produced more than 2,000 registered nurses who have delivered exceptional health care to their patients as a result of the excellent educational foundation they received. In response to the need to prepare registered nurses at the baccalaureate level of education, the school officially changed its status to a baccalaureate degree-granting college in 2010.



DEVELOPMENT

Firmly rooted in this tradition of excellence, the College offers a Bachelor of Science in Nursing through a pre-licensure program (BSN) and a post-licensure program (RN-BSN). The BSN program includes the essential curricular content recommended by the American Association of Colleges of Nursing. The College is dedicated to facilitating a view and practice of health care as a ministry that anticipates the need to adapt to the ever-changing and demanding health care environment in order for our graduates to provide the highest quality care.

Our College's history can be traced back to Paris, France when The Sisters of Bon Secours, an international religious congregation devoted to the care of the poor and sick, was founded in 1824. In the United States, the congregation's health care ministries merged with Mercy Health in 2018 to become Bon Secours Mercy Health. With 43 hospitals, thousands of providers, over 1,000 points of care and 57,500 employees across 7 states, Bon Secours Mercy Health is one of the largest and strongest Catholic health care systems in the country.



DEGREE

Bon Secours Memorial College of Nursing exists for the sole purpose of providing collegiate nursing education. It offers two programs leading to the Bachelor of Science in Nursing degree: pre-licensure and post-licensure (RN-BSN).

LOCATION

The College's main campus is located at 8550 Magellan Parkway, Richmond, VA 23227. An additional classroom and clinical simulation facility is located at 7900 Shramer Road, Suite 200 Richmond, VA 23294. The course work for the programs is delivered both on-ground and online. The College does not operate any telecommunications sites.

CONTROLLING OWNERSHIP

The Bon Secours Richmond Health System Board is a combined board that governs and has oversight (either directly or indirectly) for the activities of Bon Secours Richmond Health System, as well as its five acute care hospitals, ambulatory facilities and Bon Secours Richmond Medical Group. The College of Nursing is a division of Bon Secours Memorial Regional Medical Center, which is one of the hospitals in the Richmond Health System.






ABOUT THE FACTBOOK

The factbook is a reference resource that is generated annually each summer in an effort to provide BSMCON's stakeholders with relevant institutional data. Although the information contained herein was

compiled by the Office of Institutional Effectiveness, several other BSMCON units/offices/committees contributed to this 2019-2020 edition, including the Office of Student Services, the Office of Finance, and the Administrative Cabinet.

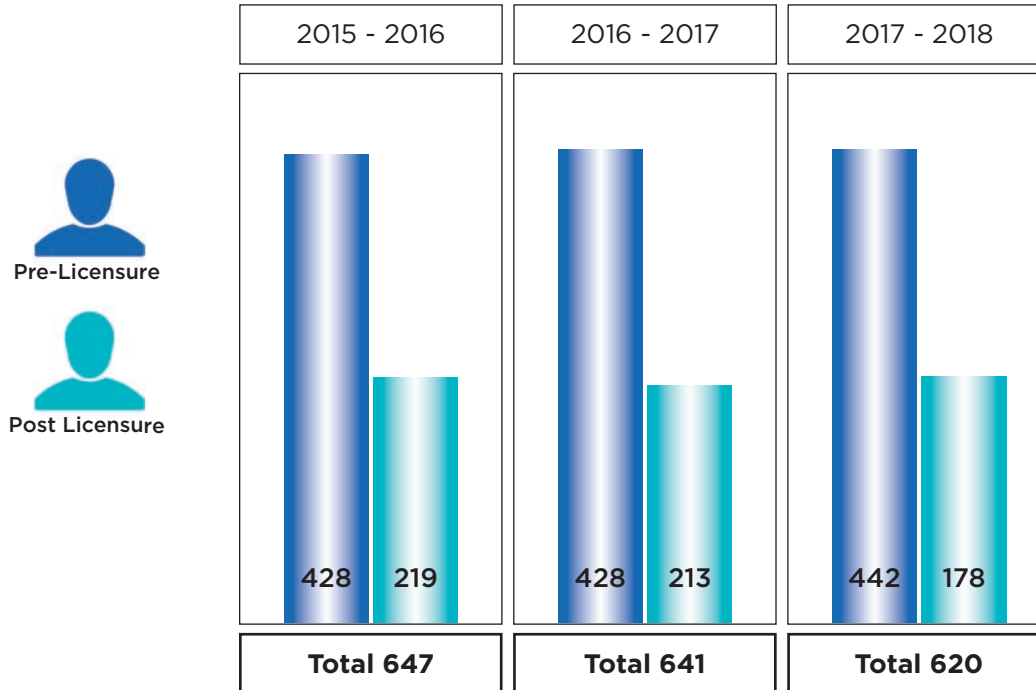
The data reflected in this factbook are accurate as of the BSMCON Summer 2019 Census, which concludes the 2018-2019 academic year. During this last academic year, BSMCON enrolled a total of 546 students, 397 (73%) of whom were in the Pre-Licensure program and 149 (27%) in the Post-Licensure program. A total of 148 students graduated from BSMCON during the same year. Of the 2018-2019 graduates, 105 (71%) were from the Pre-Licensure program while 43 (29%) completed the Post- Licensure program.





ENROLLMENT

ENROLLMENT DEMOGRAPHICS • LICENSURE PROGRAMS



ENROLLMENT STATUS

	2015 - 2016	2016 - 2017	2017 - 2018
Full-time	291	261	235
Part-time	137	167	207
Full-time	43	38	26
Part-time	176	175	152
	Total 647	Total 641	Total 620















Pre-Licensure



Post Licensure

ENROLLMENT DEMOGRAPHICS • GENDER



	2015 - 2016	2016 - 2017	2017 - 2018
Pre-Licensure	 Female 397  Male 31	 Female 397  Male 31	 Female 410  Male 32
Post Licensure	 Female 204  Male 15	 Female 197  Male 16	 Female 163  Male 15
	Total 647	Total 641	Total 620

ENROLLMENT DEMOGRAPHICS • AGE

	2015 - 2016	2016 - 2017	2017 - 2018
Ages 18 - 24	113	128	175
Ages 25 - 39	269	254	219
Ages 40+	46	46	48
Ages 18 - 24	0	1	1
Ages 25 - 39	111	104	93
Ages 40+	108	108	84
Total	647	641	620

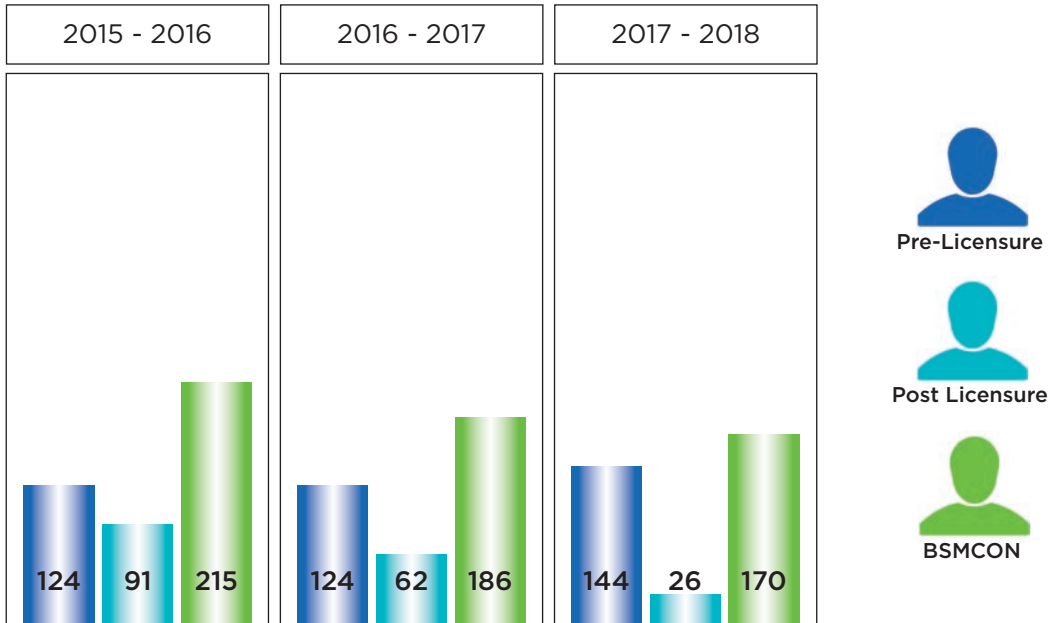


ENROLLMENT DEMOGRAPHICS • ETHNICITY



	2015 - 2016	2016 - 2017	2017 - 2018
American Indian/Alaskan Native	0	0	0
Asian	23	25	23
Black/African American	50	70	67
Hispanic/Latino	11	7	6
Pacific Islander/Native Hawaiian	1	0	3
Race & Ethnicity Unknown	1	2	1
Two or More Races	18	23	25
White	324	301	317
American Indian/Alaskan Native	3	2	2
Asian	6	8	5
Black/African American	23	23	18
Hispanic/Latino	5	2	1
Race & Ethnicity Unknown	27	16	17
Two or More Races	10	10	6
White	145	152	129
Total	647	641	620

NEW ENROLLMENTS



CLASS SIZE (2018 - 2019)



Pre-Licensure



Post Licensure



BSMCON



General Education


Under 40	97%	100%	100%	100%
Under 30	88%	100%	100%	90%
Under 20	68%	94%	89%	80%
Under 10	55%	26%	44%	76%
Average Class Size	15	12	11	8



FINANCIAL AID



FEDERAL PELL GRANT



	2016 - 2017		2017 - 2018	
Actively Enrolled Students*	422	196	440	169
	Total 618		Total 609	
Students Disbursed	85	18	84	14
	Total 103		Total 98	
Percentage Received	20.1%	9.2%	19.1%	8.3%
	Total 16.7%		Total 16.1%	
Average Disbursed	\$3,400	\$1,843	\$3,215	\$1,699
	Total \$3,128		Total \$2,999	

* Actively Enrolled Students does not include Standard Period of Non-Enrollment (SPN) status included in the Enrollment section.

The Federal Pell Grant Program provides Need-based grants to low-income undergraduates and certain post baccalaureate students to promote access to postsecondary education. Federal Pell Grants, unlike Federal Direct Loans, do not have to be repaid.

SCHOLARSHIPS

	2016 - 2017		2017 - 2018	
Actively Enrolled Students*	422	196	440	169
	Total 618		Total 609	
Students Disbursed	201	7	225	22
	Total 208		Total 247	
Percentage Received	47.6%	3.6%	51.1%	13.0%
	Total 33.7%		Total 40.6%	
Average Disbursed	\$1,575	\$1,606	\$1,342	\$1,375
	Total \$1,575		Total \$1,345	



Pre-Licensure



Post Licensure

* Actively Enrolled Students does not include Standard Period of Non-Enrollment (SPN) status included in the Enrollment section.

BSMCON offers over 30 external scholarships established through the Bon Secours Richmond Health Care Foundation, which are awarded based on a wide variety of eligibility criteria. Scholarship funds are similar to grants in which there is no financial obligation for repayment.

FEDERAL DIRECT SUBSIDIZED LOANS



Pre-Licensure



Post Licensure

	2016 - 2017		2017 - 2018	
Actively Enrolled Students*	422	196	440	169
	Total 618		Total 609	
Students Disbursed	245	18	222	28
	Total 263		Total 250	
Percentage Received	58.1%	9.2%	50.5%	16.6%
	Total 42.6%		Total 41.1%	
Average Disbursed	\$4,131	\$3,574	\$4,032	\$4,231
	Total \$4,092		Total \$4,054	

* Actively Enrolled Students does not include Standard Period of Non-Enrollment (SPN) status included in the Enrollment section.

The Federal Direct Subsidized Loan is a Need-based loan that provides interest subsidy, in which interest does not accrue on the principal amount of the loan until after the student completes the entire program. Students must be enrolled at least half-time (6 credit hours per semester) to be eligible for a Federal Direct Subsidized Loan and are subject to annual and aggregate limitations.

FEDERAL DIRECT SUBSIDIZED, UNSUBSIDIZED & PLUS LOANS

	2016 - 2017		2017 - 2018	
Actively Enrolled Students*	422	196	440	169
	Total 618		Total 609	
Students Disbursed	289	24	280	33
	Total 313		Total 313	
Percentage Received	68.7%	12.2%	64.1%	19.5%
	Total 50.8%		Total 51.7%	
Average Disbursed	\$8,289	\$6,547	\$8,008	7,674
	Total \$8,156		Total \$7,973	



Pre-Licensure



Post Licensure

* Actively Enrolled Students does not include Standard Period of Non-Enrollment (SPN) status included in the Enrollment section.

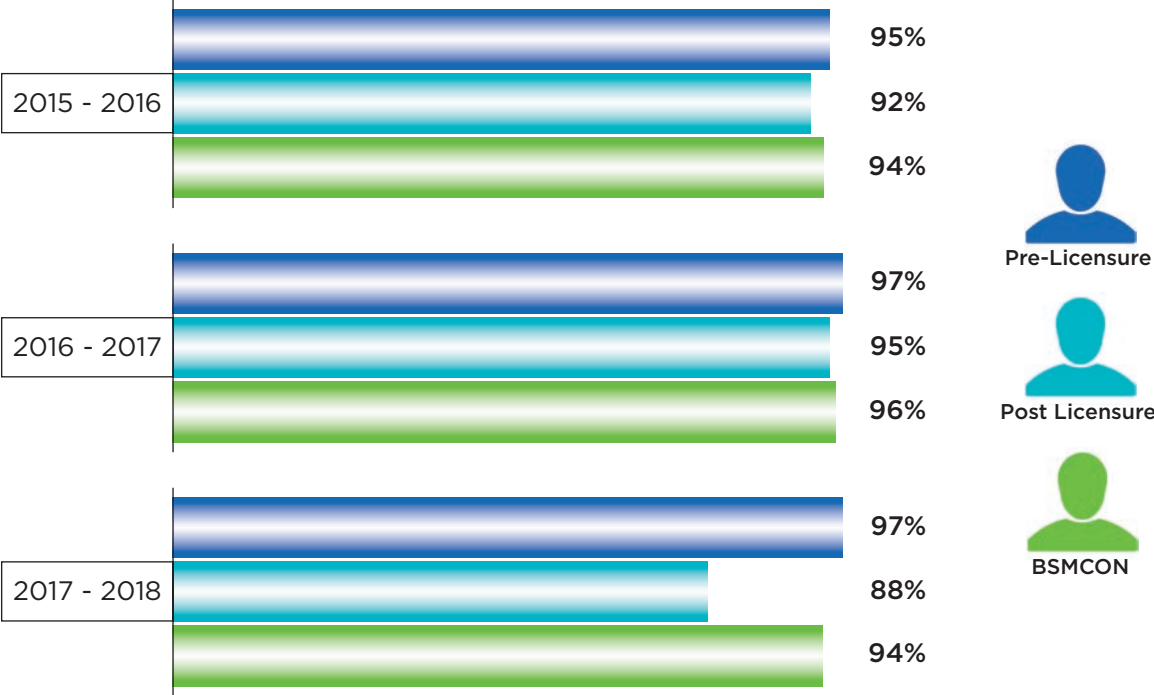
Federal Direct Loans include Need-based (Subsidized) and Non-Need based (Unsubsidized & PLUS) loans that may (Subsidized) or may not (Unsubsidized & PLUS) provide interest subsidy. Students must be enrolled at least half-time (6 credit hours per semester) to be eligible for Federal Direct Loans and may be subject to annual and aggregate limitations.



RETENTION & GRADUATION









RETENTION



The retention rate in the table represents the percentage of students who are retained in the program during the identified academic year (from July 1 through June 30).

AVERAGE TIME TO DEGREE (in years)















	2016 - 2017	2017 - 2018	2018 - 2019
Pre-Licensure	 3.2	 3.2	 2.9
Post Licensure*	 2.1	 2.6	 2.9

* The RN-BSN Program is designed to offer students flexibility in determining the pace of the curriculum. This provides opportunity for RNs to pursue their BSN while continuing to practice and being supportive of work, life, and family obligations.

Time to degree for an individual is determined by calculating the number of years between the start date and the initial term for that student and the end of the term during which the student graduates. For example, if a student entered fall semester 2014, which officially began on August 18, graduated spring semester 2018, which officially ended on May 9, 2018, the time to degree between the two dates is 3.7 years.

GRADUATION DEMOGRAPHICS • GENDER

2015 - 2016	2016 - 2017	2017 - 2018
 Female 100  Male 8	 Female 108  Male 7	 Female 99  Male 9
 Female 47  Male 4	 Female 41  Male 0	 Female 43  Male 2
Total 159	Total 156	Total 153


Pre-Licensure


Post Licensure

GRADUATION DEMOGRAPHICS • ETHNICITY



	2015 - 2016	2016 - 2017	2017 - 2018
American Indian/Alaskan Native	0	0	0
Asian	5	5	7
Black/African American	7	18	11
Hispanic/Latino	4	3	4
Native Hawaiian/Pacific Islander	1	0	0
Race & Ethnicity Unknown	0	0	0
Two or More Races	2	3	7
White	89	86	79
American Indian/Alaskan Native	0	0	0
Asian	0	4	1
Black/African American	8	2	8
Hispanic/Latino	3	1	0
Race & Ethnicity Unknown	12	2	4
Two or More Races	2	4	0
White	26	28	32
Total	159	156	153

100%, 150%, 200% PRE-LICENSURE GRADUATION RATES

100%	150%	200%
2012 - 2013 73%	2012 - 2013 78%	2012 - 2013 78%*
2013 - 2014 76%	2013 - 2014 83%*	2013 - 2014 83%*
2014 - 2015 81%	2014 - 2015 81%*	2014 - 2015 81%*



Graduation rates in the tables above are defined as follows (all semester counts exclude summer):

- 100% or on-time graduation rate is graduation within 8 semesters for pre-licensure students and within 4 semesters for post-licensure students.
- 150% graduation rate is graduation within 12 semesters for pre-licensure students and within 6 semesters for post-licensure students.
- 200% graduation rate is graduation within 16 semesters for pre-licensure students and within 8 semesters for post-licensure students.

* Denotes the fact that the percentage is provided even though one or more BSMCON cohorts within the selected academic year have not reached the required timeframe.

For example, none of the pre-licensure cohorts has reached the 16 semesters required to count as 200% of normal time.

100%, 150%, 200% POST-LICENSURE GRADUATION RATES



	100%	150%	200%
2013 - 2014	76%	87%	91%
2014 - 2015	48%	67%	75%*
2015 - 2016	26%	45%	58%*

Graduation rates in the tables above are defined as follows (all semester counts exclude summer):

- 100% or on-time graduation rate is graduation within 8 semesters for pre-licensure students and within 4 semesters for post-licensure students.
- 150% graduation rate is graduation within 12 semesters for pre-licensure students and within 6 semesters for post-licensure students.
- 200% graduation rate is graduation within 16 semesters for pre-licensure students and within 8 semesters for post-licensure students.

* Denotes the fact that the percentage is provided even though one or more BSMCON cohorts within the selected academic year have not reached the required timeframe.

For example, none of the pre-licensure cohorts has reached the 16 semesters required to count as 200% of normal time.



OTHER OUTCOMES



PLACEMENT RATES

2015 - 2016	2016 - 2017	2017 - 2018
96%	99%	94%

FIRST-TIME NCLEX PASS RATES

2015 - 2016	2016 - 2017	2017 - 2018
95%	97%	100%

COHORT DEFAULT RATES




2013	2014	2015
4.4%	1.0%	5.4%
11.3%	11.5%	10.8%



A Cohort Default Rate (CDR) is the percentage of a school's borrowers in the US who enter repayment on certain loans during a federal fiscal year and default on the loans prior to the end of the next one to two fiscal years.

Cohort default rates source: NCES College Navigator





Office of Institutional Effectiveness

8550 Magellan Parkway
Suite 1100
Richmond, Va 23227

804 627-5300 | bsmcon.edu

 **Bon Secours**
Memorial College of Nursing

Certified to operate by State Council of Higher Education for Virginia.