






FACT BOOK



Bon Secours
Memorial College of Nursing



2020 - 2021





BON SECOURS MEMORIAL COLLEGE OF NURSING

8550 Magellan Parkway | Suite 1100

Richmond, Virginia 23227

804.627.5300 | bsmcon.edu

Certified to operate by State Council of Higher Education for Virginia.



VISION

We will be the College of choice for those who consider caring to be a calling and a ministry inclusive of the needs of all people.

MISSION

The mission of the Bon Secours Memorial College of Nursing (BSMCON) is to foster holistic lifelong learning through innovative career education designed to cultivate servant leaders who are passionate about bringing people and communities to health and wholeness.

VALUES

As a higher education institution, we commit that our mission, vision, and strategic direction are framed within these value statements:

COMPASSION

intentional engagement in caring practices that embodies a culture of respect, integrity, and justice

QUALITY

commitment to education excellence that promotes lifelong intellectual, ethical, and spiritual growth

SERVICE

cultivation of an attentive spirit that seeks to empower others in the co-creation of a just and caring world



GOALS

CARING

Provide a framework for positively impacting society through culturally sensitive service to the global community.

LEARNING

Foster an environment designed to engage the learner in the development of critical and creative consciousness.


TRANSFORMING

Liberate the potential of the College community by expanding individual and collective capabilities with respect to knowledge, discernment, and growth.

HISTORY

The College's rich history dates back to the formation of Richmond Memorial Hospital in 1957. The hospital was built to memorialize the Richmond community's World War II victims and to provide a general hospital that served people of all races and backgrounds, regardless of their ability to pay. Richmond Memorial Hospital's School of Nursing opened in 1961 to serve as a source of nurses for the hospital and to raise the level of health care in the community. In 1993, a replacement hospital for Richmond Memorial was planned in collaboration with Bon Secours. The new hospital, Bon Secours Memorial Regional Medical Center, opened in 1998. The school was renamed the Bon Secours Memorial School of Nursing.

The College graduated the last diploma class in May 2012. During its 51 years of operation, the diploma program produced more than 2,000 registered nurses who have delivered exceptional health care to their patients as a result of the excellent educational foundation they received. In response to the need to prepare registered nurses at the baccalaureate level of education, the school officially changed its status to a baccalaureate degree-granting college in 2010.



DEVELOPMENT

Firmly rooted in this tradition of excellence, the College offers a Bachelor of Science in Nursing through a Pre-Licensure BSN program and a Post-Licensure RN-BSN program. The BSN program includes the essential curricular content recommended by the American Association of Colleges of Nursing. The College is dedicated to facilitating a view and practice of health care as a ministry that anticipates the need to adapt to the ever-changing and demanding health care environment in order for our graduates to provide the highest quality care.

Bon Secours Mercy Health is a Catholic, not-for-profit, community-based health care system whose mission is to provide “good help to those in need”. The Sisters of Bon Secours (French for “good help”), an international religious congregation devoted to the care of the poor and sick, was founded in Paris, France in 1824. In the United States, the congregation’s health care ministries, which are operated by the Bon Secours Mercy Health include acute care hospitals, long-term care facilities, clinics, physicians’ practices, home health care services, and hospices.



DEGREE

Bon Secours Memorial College of Nursing exists for the sole purpose of providing collegiate nursing education. It offers two programs leading to the Bachelor of Science in Nursing degree: Pre-Licensure BSN and Post-Licensure RN-BSN.

LOCATION

The College's main campus is located at 8550 Magellan Parkway, Richmond, VA 23227. An additional classroom and clinical simulation facility is located at 7900 Shrader Road, Suite 200 Richmond, VA 23294. The course work for the program is delivered both on-ground and online. The College does not operate any telecommunications sites.

CONTROLLING OWNERSHIP

The Bon Secours Richmond Health System Board is a combined board that governs and has oversight (either directly or indirectly) for the activities of Bon Secours Richmond Health System, as well as its five acute care hospitals, ambulatory facilities and Bon Secours Richmond Medical Group. The College of Nursing is a division of Bon Secours Memorial Regional Medical Center, which is one of the hospitals in the Richmond Health System.



ABOUT THE FACT BOOK

The fact book is a reference resource that is generated annually each summer in an effort to provide BSMCON's stakeholders with relevant institutional data. Although the information contained herein was compiled by the Office of Institutional Effectiveness, several other BSMCON units/offices/committees contributed to this 2020-2021 edition, including the Office of Student Services, the Office of Finance, the Administrative Cabinet, the Institutional Effectiveness Committee, and the Office of Academic Affairs.


The data reflected in this fact book are accurate as of the BSMCON Summer 2020 Census, which concludes the 2019-2020 academic year. During this last academic year, 2019-2020, BSMCON enrolled a total of 551 students, 430 (78%) of whom were in the Pre-Licensure BSN program and 121 (22%) in the Post-Licensure RN-BSN program. A total of 144 students graduated from BSMCON during the same year. Of the 2019-2020 graduates, 113 (78%) were from the Pre-Licensure BSN program while 31 (22%) completed the Post-Licensure RN-BSN program.

ENROLLMENT





ENROLLMENT DEMOGRAPHICS




LICENSURE PROGRAMS



Pre-Licensure




Post Licensure





BON SECOURS MEMORIAL COLLEGE OF NURSING

ENROLLMENT DEMOGRAPHICS



ENROLLMENT STATUS



Pre-Licensure



Post Licensure

	2016 - 2017	2017 - 2018	2018 - 2019
Full-time	261	235	269
Part-time	167	207	130
Full-time	38	26	33
Part-time	175	152	122
	Total 641	Total 620	Total 554



ENROLLMENT DEMOGRAPHICS



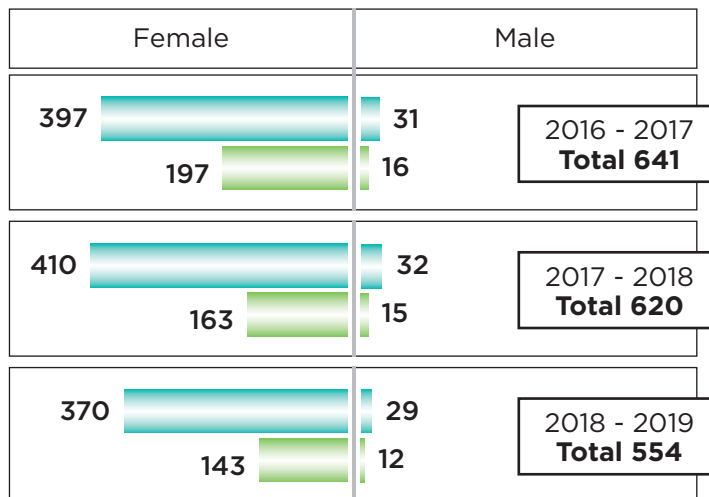
GENDER



Pre-Licensure




Post Licensure





ENROLLMENT DEMOGRAPHICS



Pre-Licensure



Post Licensure

	AGE		
	2016 - 2017	2017 - 2018	2018 - 2019
Ages 18 - 24	110	141	144
Ages 25 - 39	271	250	211
Ages 40+	47	51	44
Ages 18 - 24	1	1	2
Ages 25 - 39	102	91	80
Ages 40+	110	86	73
	Total 641	Total 620	Total 554



ENROLLMENT DEMOGRAPHICS



ETHNICITY



2016 - 2017

2017 - 2018

2018 - 2019

American Indian/Alaskan Native	0	0	0
Asian	25	23	21
Black/African American	70	67	57
Hispanic/Latino	7	6	2
Pacific Islander/Native Hawaiian	0	3	3
Race & Ethnicity Unknown	2	1	1
Two or More Races	23	25	20
White	301	317	295
American Indian/Alaskan Native	2	2	1
Asian	8	5	6
Black/African American	23	18	15
Hispanic/Latino	2	1	0
Race & Ethnicity Unknown	16	17	7
Two or More Races	10	6	7
White	152	129	119
	Total 641	Total 620	Total 554



Pre-Licensure




Post Licensure



BON SECOURS MEMORIAL COLLEGE OF NURSING

ENROLLMENT DEMOGRAPHICS

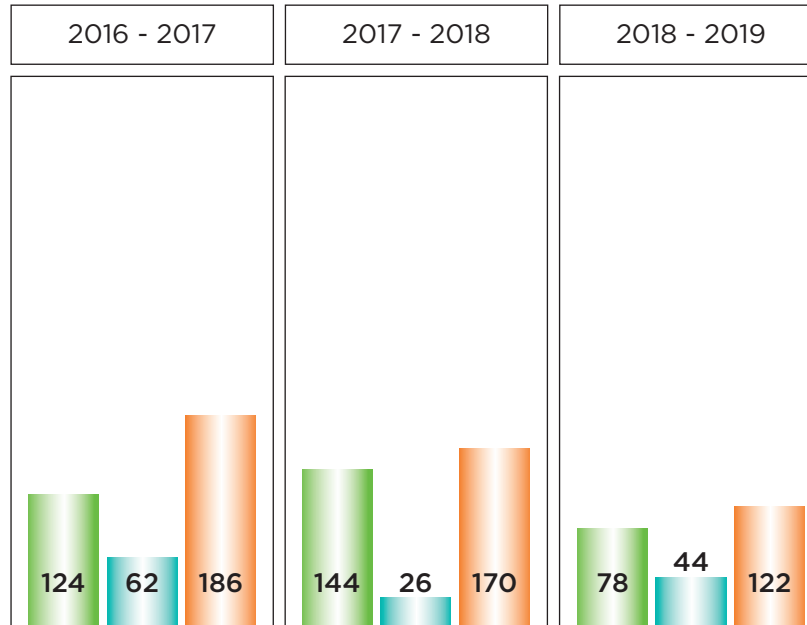


NEW ENROLLMENTS


Pre-Licensure


Post Licensure


BSMCON





















ENROLLMENT DEMOGRAPHICS



2019 - 2020 CLASS SIZE

	Pre-Licensure	Post Licensure	Nursing Elective	General Education
Under 40	 94%	 100%	 100%	 100%
Under 30	 82%	 100%	 100%	 100%
Under 20	 68%	 90%	 43%	 47%
Under 10	 52%	 43%	 36%	 20%
Average Class Size	16	10	16	18



PASS (Peer Academic Support Service)

PASS is a free academic service provided by students for students. PASS assists and encourages students while offering support with study skills, test taking strategies, note taking practices, and course content review.

13 PASS
tutors



Student-Centered Support

96% feel
supported

In the 2019-2020 academic year, academic advising transitioned to a professional advising model in the Office of Student Success. Success advisors provide holistic student-centered support throughout the student lifecycle while partnering with faculty, who provide support as mentors and nursing profession subject matter experts, with collaboration focused on maximizing student success. According to a recent student survey, 96% of students felt supported by their success advisor over the course of this academic year.





Annual Global Outreach Auction

For 20 years, tens of thousands of dollars have been raised at this annual event that supports our students, faculty and staff in medical and non-medical missions to serve vulnerable populations abroad and stateside.

12k raised in
2020

FINANCIAL AID





FEDERAL PELL GRANT



Pre-Licensure




Post Licensure

	2016 - 2017		2017 - 2018		2018 - 2019	
Actively Enrolled Students*	422	196	440	169	397	142
	Total 618		Total 609		Total 539	
Students Disbursed	85	18	84	14	55	8
	Total 103		Total 98		Total 63	
Percentage Received	20.1 %	9.2%	19.1%	8.3%	13.9%	5.6%
	Total 16.7%		Total 16.1%		Total 11.7%	
Average Disbursed	\$3,400	\$1,843	\$3,215	\$1,699	\$3,920	\$1,507
	Total \$3,128		Total \$2,999		Total \$3,613	

* Actively Enrolled Students does not include Standard Period of Non-Enrollment (SPN) status included in the Enrollment section.

The Federal Pell Grant Program provides Need-based grants to low-income undergraduates and certain post baccalaureate students to promote access to postsecondary education. Federal Pell Grants, unlike Federal Direct Loans, do not have to be repaid.



SCHOLARSHIPS



Pre-Licensure



Post-Licensure

	2016 - 2017		2017 - 2018		2018 - 2019	
Actively Enrolled Students*	422	196	440	169	397	142
	Total 618		Total 609		Total 539	
Students Disbursed	201	7	225	22	216	31
	Total 208		Total 247		Total 247	
Percentage Received	47.6 %	3.6%	51.1%	13.0%	54.4%	21.8%
	Total 33.7%		Total 40.6%		Total 45.8%	
Average Disbursed	\$1,575	\$1,606	\$1,342	\$1,375	\$1,780	\$1,107
	Total \$1,575		Total \$1,345		Total \$1,696	

* Actively Enrolled Students does not include Standard Period of Non-Enrollment (SPN) status included in the Enrollment section.

The BSMCON offers over 30 external scholarships established through the Bon Secours Richmond Health Care Foundation, which are awarded based on a wide variety of eligibility criteria. Scholarship funds are similar to grants in which there is no financial obligation for repayment.



FEDERAL DIRECT SUBSIDIZED LOANS


Pre-Licensure
Post Licensure

	2016 - 2017		2017 - 2018		2018 - 2019	
Actively Enrolled Students*	422	196	440	169	397	142
	Total 618		Total 609		Total 539	
Students Disbursed	245	18	222	28	205	6
	Total 263		Total 250		Total 211	
Percentage Received	58.1 %	9.2%	50.5%	16.6%	51.6%	4.2%
	Total 42.6%		Total 41.1%		Total 45.8%	
Average Disbursed	\$4,131	\$3,574	\$4,032	\$4,231	\$3,970	\$2,751
	Total \$4,092		Total \$4,054		Total \$3,936	

* Actively Enrolled Students does not include Standard Period of Non-Enrollment (SPN) status included in the Enrollment section.

The Federal Direct Subsidized Loan is a Need-based loan that provides interest subsidy, in which interest does not accrue on the principal amount of the loan until after the student completes the entire program. Students must be enrolled at least half-time (6 credit hours per semester) to be eligible for a Federal Direct Subsidized Loan and are subject to annual and aggregate limitations.



FEDERAL DIRECT SUBSIDIZED UNSUBSIDIZED & PLUS LOANS


Pre-Licensure
Post Licensure

	2016 - 2017		2017 - 2018		2018 - 2019	
Actively Enrolled Students*	422	196	440	169	397	142
	Total 618		Total 609		Total 539	
Students Disbursed	289	24	280	33	249	8
	Total 313		Total 313		Total 257	
Percentage Received	68.7 %	12.2%	63.6%	19.5%	62.7%	5.6%
	Total 50.8%		Total 51.4%		Total 45.8%	
Average Disbursed	\$8,289	\$6,547	\$8,008	\$7,674	\$8,468	\$4,447
	Total \$8,156		Total \$7,973		Total \$8,343	

* Actively Enrolled Students does not include Standard Period of Non-Enrollment (SPN) status included in the Enrollment section.

Federal Direct Loans include Need-based (Subsidized) and Non-Need based (Unsubsidized & PLUS) loans that may (Subsidized) or may not (Unsubsidized & PLUS) provide interest subsidy. Students must be enrolled at least half-time (6 credit hours per semester) to be eligible for Federal Direct Loans and may be subject to annual and aggregate limitations.



Rising Graduates

75+
interviews

This event, held each semester, gives rising graduates the chance to interview for jobs with Bon Secours Mercy Health. On average, more than 75 job interviews take place each semester on this single day.

White Coat Ceremony (WCC)

BSMCON hosted its inaugural WCC, a rite of passage to emphasize the importance of compassionate patient care at the very beginning of the nursing school journey. Students recite an oath to promote, advocate for, and strive to protect the health, safety and rights of patients.

74
participants



Getting Involved

12
student organizations

Students have the option to participate in 12 different organizations and groups that meet a wide variety of interests and needs such as community service, academic excellence, professional development, and student leadership.

RETENTION & GRADUATION

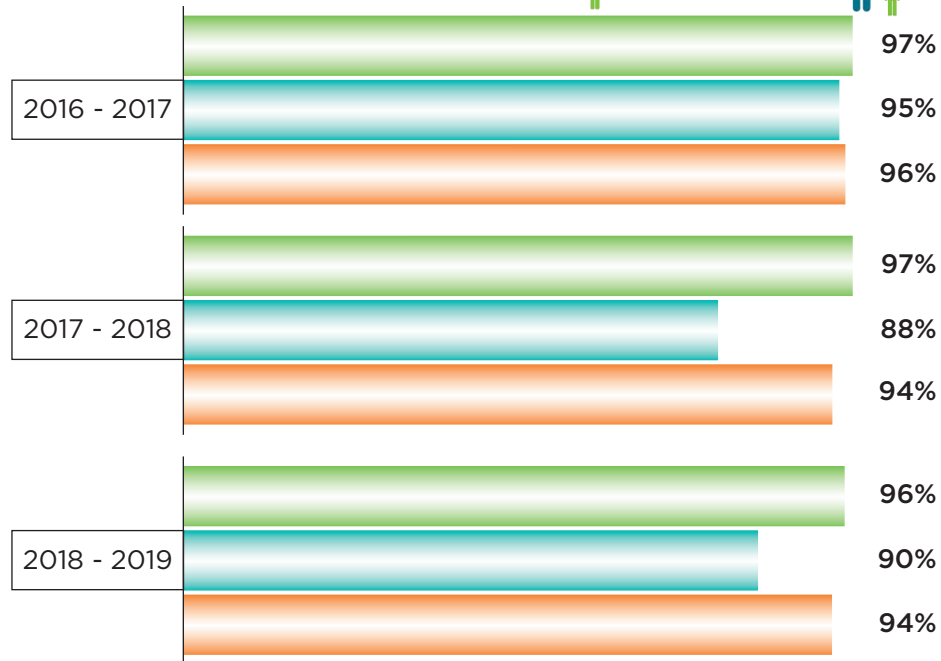




RETENTION & GRADUATION DEMOGRAPHICS



RETENTION



The retention rate in the table represents the percentage of students who are retained in the program during the identified academic year (from July 1 through June 30).









Pre-Licensure



Post Licensure

AVERAGE TIME TO DEGREE (in years)

2017 - 2018	2018 - 2019	2019 - 2020
 3.2	 2.9	 3.0
 2.6	 2.9	 3.2

* The RN-BSN Program is designed to offer students flexibility in determining the pace of the curriculum. This provides opportunity for RNs to pursue their BSN while continuing to practice and being supportive of work, life, and family obligations.

Time to degree for an individual is determined by calculating the number of years between the start date and the initial term for that student and the end of the term during which the student graduates. For example, if a student entered fall semester 2014, which officially began on August 18, graduated spring semester 2018, which officially ended on May 9, 2018, the time to degree between the two dates is 3.7 years.



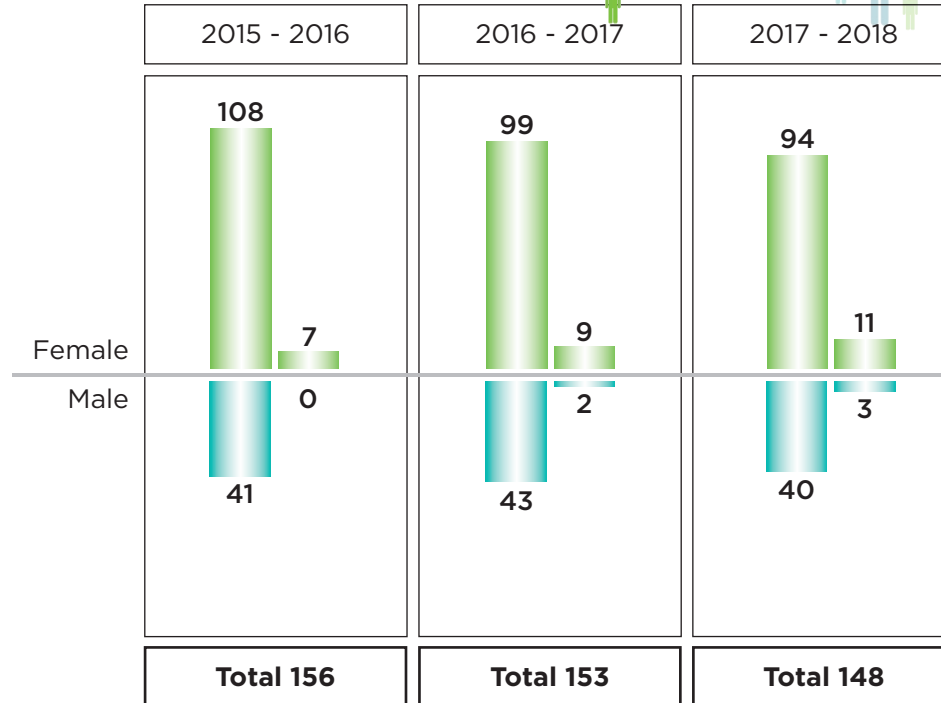
3-YEAR GRADUATION DEMOGRAPHICS BY GENDER



Pre-Licensure



Post Licensure





3-YEAR GRADUATION DEMOGRAPHICS BY ETHNICITY



Pre-Licensure



Post Licensure

	2016 - 2017	2017 - 2018	2018 - 2019
American Indian/Alaskan Native	0	0	0
Asian	5	7	5
Black/African American	18	11	12
Hispanic/Latino	3	4	0
Pacific Islander/Native Hawaiian	0	0	0
Not Specified	0	0	0
Race & Ethnicity Unknown	0	0	0
Two or More Races	3	7	7
White	86	79	81
American Indian/Alaskan Native	0	0	1
Asian	4	1	0
Black/African American	2	8	2
Hispanic/Latino	1	0	0
Not Specified	0	0	0
Race & Ethnicity Unknown	2	4	1
Two or More Races	4	0	1
White	28	32	38
	Total 156	Total 153	Total 148



PRE-LICENSURE GRADUATION RATES

100%	150%	200%
2013 - 2014 76%	2013 - 2014 83%	2013 - 2014 83%*
2014 - 2015 81%	2014 - 2015 81%*	2014 - 2015 81%*
2015 - 2016 85%	2015 - 2016 88%*	2015 - 2016 88%*

Graduation rates in the tables above are defined as follows (all semester counts exclude summer):

- 100% or on-time graduation rate is graduation within 8 semesters for Pre-Licensure BSN students and within 4 semesters for post-licensure students.
- 150% graduation rate is graduation within 12 semesters for Pre-Licensure BSN students and within 6 semesters for Post-Licensure RN-BSN students.
- 200% graduation rate is graduation within 16 semesters for Pre-Licensure BSN students and within 8 semesters for Post-Licensure RN-BSN students.

* Denotes the fact that the percentage is provided even though one or more BSMCON cohorts within the selected academic year have not reached the required timeframe.

For example, none of the Pre-Licensure BSN cohorts has reached the 16 semesters required to count as 200% of normal time.



POST-LICENSE GRADUATION RATES

100%	150%	200%
2014 - 2015 48%	2014 - 2015 68%	2014 - 2015 76%
2015 - 2016 26%	2015 - 2016 46%	2015 - 2016 64%*
2016 - 2017 12%	2016 - 2017 29%	2016 - 2017 46%*

Graduation rates in the tables above are defined as follows (all semester counts exclude summer):

- 100% or on-time graduation rate is graduation within 8 semesters for Pre-Licensure BSN students and within 4 semesters for Post-Licensure RN-BSN students.
- 150% graduation rate is graduation within 12 semesters for Pre-Licensure BSN students and within 6 semesters for Post-Licensure RN-BSN students.
- 200% graduation rate is graduation within 16 semesters for Pre-Licensure BSN students and within 8 semesters for Post-Licensure RN-BSN students.
- * Denotes the fact that the percentage is provided even though one or more BSMCON cohorts within the selected academic year have not reached the required timeframe.

For example, none of the Pre-Licensure BSN cohorts has reached the 16 semesters required to count as 200% of normal time.

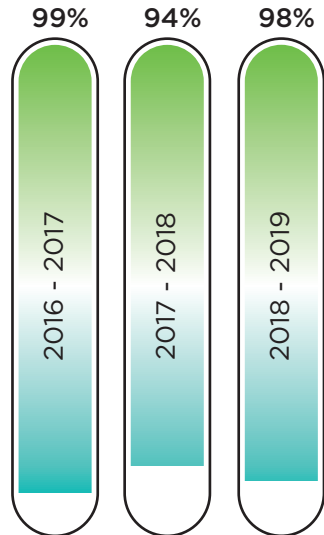


OTHER OUTCOMES

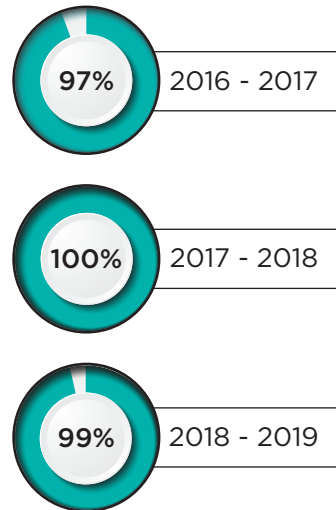


OTHER OUTCOMES DEMOGRAPHICS

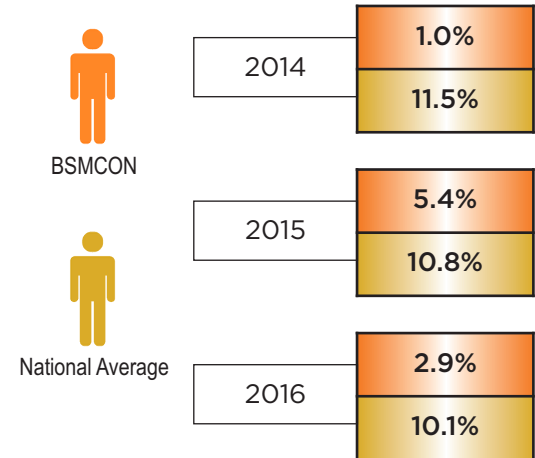
PRE-LICENSURE PLACEMENT RATES



FIRST-TIME NCLEX PASS RATES



COHORT DEFAULT RATES



A Cohort Default Rate (CDR) is the percentage of a school's borrowers in the US who enter repayment on certain loans during a federal fiscal year and default on the loans prior to the end of the next one to two fiscal years.

Cohort default rates source: NCES College Navigator



8550 Magellan Parkway, Suite 1100 | Richmond, Virginia 23227 | 804.627.5300 | bsmcon.edu

